



**Andorra.G.P.**  
La Rabassa -- 02/09/07



**JIP**  
industrial, s.a.



FMA -- FMA

### Sections by sections

Round 9 : 2 x 15 sections		Sections															Lap	T	Total	Number of						
		1	2	3	4	5	6	7	8	9	10	11	12	13	14	15				5*	0	1	2	3	5	5*
1	BOU TONI	1	0	0	0	2	0	0	0	0	0	0	5	0	0	0	8	0	19	25	2	1	0	2	0	
	SPA - RFME	MONTESA																5	<i>Ex tm</i>	Time					05.30.16	
	Team REPSOL MONTESA HRC	5	0	0	0	0	0	0	1	0	0	0	0	5	0	0	0	6	0	0	Average					0.47
2	RAGA ADAM	0	0	0	0	3	0	1	1	0	2	0	0	5	0	0	0	12	0	25	20	4	2	2	2	0
	SPA - RFME	GAS GAS																1	<i>Ex tm</i>	Time					05.30.30	
	Team GAS GAS RAGA	1	0	0	2	0	3	0	0	0	0	0	1	1	5	0	0	0	12	0	0	Average				
3	LAMPKIN DOUGIE	0	0	0	0	5	0	1	0	0	5	5	0	5	0	0	0	21	0	42	19	2	1	1	7	0
	GBR - ACU	MONTESA																0	<i>Ex tm</i>	Time					05.28.31	
	Team REPSOL MONTESA HRC	4	0	0	2	0	3	0	0	0	1	5	5	0	5	0	0	0	21	0	0	Average				
4	CABESTANY ALBERT	1	0	0	0	5	0	5	0	0	0	1	1	5	0	5	0	23	0	48	15	6	1	1	7	0
	SPA - RFME	SHERCO																2	<i>Ex tm</i>	Time					05.29.57	
	Team SHERCO TARRAGONA	3	0	0	0	5	1	0	2	3	5	1	1	0	5	0	0	0	23	0	0	Average				
5	FUJINAMI TAKAHISA	0	0	3	0	3	0	0	5	3	5	3	3	5	0	5	0	35	0	59	14	4	1	6	5	0
	JPN - MFJ	MONTESA																7	<i>Ex tm</i>	Time					05.33.49	
	Team REPSOL MONTESA HRC	2	1	0	0	0	1	0	3	2	0	0	1	0	5	0	1	0	14	3	0	Average				
6	FAJARDO JERONI	0	0	0	0	5	0	3	0	1	5	2	0	5	0	3	0	24	0	60	16	3	2	3	6	0
	SPA - RFME	BETA																3	<i>Ex tm</i>	Time					05.41.17	
	Team BETA	6	0	0	0	0	1	2	3	1	0	5	5	0	5	0	0	0	22	11	0	Average				
7	FREIXA MARC	2	0	0	0	5	5	3	2	5	3	3	5	5	0	5	0	43	0	88	5	4	4	7	10	0
	SPA - RFME	SCORPA																5	<i>Ex tm</i>	Time					05.28.12	
	Team RFME LAFARGE	7	2	0	1	1	5	1	3	5	2	3	3	1	5	3	5	0	40	0	0	Average				



**Andorra.G.P.**  
La Rabassa -- 02/09/07



**JIP**  
industrial, s.a.



FMA -- FMA

### Sections by sections

Round 9 : 2 x 15 sections		Sections															Lap	T	Total	Number of					
		1	2	3	4	5	6	7	8	9	10	11	12	13	14	15				5*	0	1	2	3	5
8	GIBERT DANIEL	2	0	3	1	5	1	1	5	5	5	5	5	5	5	0	53	0	104	4	3	2	6	15	0
	SPA - RFME																	4	<i>Ex tm</i>	Time					05.29.46
	Team RFME LAFARGE	19	3	0	3	5	5	0	3	3	2	5	3	5	5	0	47	0	0	Average					3.33
9	BROWN MICHAEL	5	0	2	3	5	1	5	3	5	5	5	5	5	0	5	54	0	105	4	3	1	5	17	0
	GBR - ACU																	0	<i>Ex tm</i>	Time					05.29.59
	Team TOP TRIAL	24	1	0	1	3	5	3	5	5	5	5	5	3	5	0	51	0	0	Average					3.50
10	PASCUET JORDI	3	2	2	5	5	5	5	3	2	3	5	3	5	5	0	58	0	106	3	1	3	8	15	0
	SPA - RFME																	0	<i>Ex tm</i>	Time					05.28.21
	Team BETA	13	5	0	5	3	5	1	3	5	0	3	3	5	5	0	48	0	0	Average					3.53
11	DABILL JAMES	3	0	0	5	5	1	5	3	5	5	5	0	5	0	5	47	0	107	7	1	1	4	17	0
	GBR - ACU																	7	<i>Ex tm</i>	Time					05.28.51
	Team FUTURE TRIAL	9	2	0	0	5	5	3	3	5	5	5	5	0	5	5	53	0	0	Average					3.33
12	MAURINO DANIELE	3	0	5	5	5	3	5	5	5	3	5	0	5	5	0	59	0	113	4	1	1	5	19	0
	ITA - FMI																	0	<i>Ex tm</i>	Time					05.22.22
	Team TOP TRIAL	11	1	0	5	3	5	5	5	5	3	5	5	2	5	0	54	0	0	Average					3.77
13	BETHUNE JEROME	3	1	3	0	5	5	3	5	5	5	5	5	5	5	0	60	0	126	2	2	0	6	20	0
	FRA - FFM																	2	<i>Ex tm</i>	Time					05.34.24
	Team MAYA MOTOS	14	3	0	3	5	5	3	1	5	5	5	5	5	5	0	60	4	0	Average					4.00
14	OLIVERAS DANIEL	3	0	5	3	5	3	5	5	5	5	5	5	5	5	0	64	2	130	4	1	0	6	19	0
	SPA - RFME																	7	<i>Ex tm</i>	Time					05.37.32
	Team OLIVERAS SHERCO	20	1	0	3	5	5	0	3	3	5	5	5	5	5	0	50	7	0	Average					3.80



Andorra.G.P.  
La Rabassa -- 02/09/07




**JP**  
industrial, s.a.




FMA -- FMA

*Sections by sections*


Round 9 : 2 x 15 sections		Sections															Lap	T	Total	Number of						
		1	2	3	4	5	6	7	8	9	10	11	12	13	14	15				5*	0	1	2	3	5	5*
15	BRUAND CHRISTOPHE FRA - FFM SHERCO	5	5	5	5	5	5	3	5	5	5	5	5	5	5	5	0	73	0	132	1	1	1	4	23	0
Team	SHERCO	15	3	0	3	5	5	5	1	2	5	5	3	5	5	5	0	57	0	0	Average					4.33
16	IOLITTA FRANCESCO ITA - FMI SHERCO	3	0	3	5	5	5	5	5	5	5	5	5	5	5	5	0	66	0	135	1	0	0	5	24	0
Team	MITON TRIAL	22	3	5	5	5	5	3	5	5	5	5	5	5	3	5	0	69	0	0	Average					4.50
17	OGAWA TSUYOSHI JPN - MFJ MONTESA	3	0	3	5	5	5	5	5	5	5	5	5	5	5	5	0	66	0	151	2	0	0	4	24	0
Team	FUTURE TRIAL	12	5	5	3	5	5	5	3	5	5	5	5	5	5	0	0	66	3	0	Average					4.40



20
0
6
0
0
0
1
0
7
0
9
0
7
0
2



20
0
6
0
9
0
1
0
1
0
2
0
4
0
2


20
0
.7
0
.9
0
.7

